	Southern Hear Exchanger Services Safety Program	Section:	10
		Initial Issue Date	3/11/09
SCAFFOLD SAFETY PROGRAM		Revision Date:	Initial Version
		Revision No.	0
		Page:	Page 1 of 6

Purpose

The purpose of this program is to prevent injuries do to falls from elevated work areas and ensure employees and contractors are able to inspect scaffolding materials and erected scaffolds.

Scope

This program is applicable at every work area where scaffolding is erected. When work is performed on a non-owned or operated site, the operator's program shall take precedence, however, this document covers Company employees and contractors and shall be used on owned premises, or when an operator's program doesn't exist or is less stringent.

Definitions

Bearer - A horizontal member of a scaffold upon which the platform rests and which may be supported by ledgers.

Brace - A tie that holds one scaffold member in a fixed position with respect to another member.

Coupler - A tie that holds one scaffold member in a fixed position with respect to another member.

Double pole or independent pole scaffold - A scaffold supported from the base by a double row of uprights, independent of support from the walls and constructed of uprights, ledgers, horizontal platform bearers, and diagonal bracing.

Guardrail - A rail secured to uprights and erected along the exposed sides and ends of platforms.

Heavy Duty Scaffold - A scaffold designed and constructed to carry a working load not to exceed 75 pounds per square foot.

Ledger (stringer) - A horizontal scaffold member which extends from post to post and which supports the putlogs or bearer forming a tie between the posts.


Light Duty Scaffold - A scaffold designed and constructed to carry a working load not to exceed 25 pounds per square foot.

Manually Propelled Mobile Scaffold - Manually propelled mobile scaffold.

Maximum intended load - The total of all loads including the working load, the weight of the scaffold, and such other loads as may be reasonably anticipated.

Medium duty scaffold - A scaffold designed and constructed to carry a working load not to exceed 50 pounds per square foot.

Mid-Rail - A rail approximately midway between the guardrail and platform, used when required, and secured to the uprights erected along the exposed sides and ends of platforms.

	Southern Hear Exchanger Services Safety Program	Section:	10
		Initial Issue Date	3/11/09
SCAFFOLD SAFETY PROGRAM		Revision Date:	Initial Version
		Revision No.	0
		Page:	Page 2 of 6

Putlog - A scaffold member upon which the platform rests.

Runner - The lengthwise horizontal bracing or bearing members or both.

Scaffold - Any temporary elevated platform and its supporting structure used for supporting workmen or materials or both.

Toe board - A barrier secured along the sides and ends of a platform, to guard against the falling of material.

Tube and coupler scaffold - An assembly consisting of tubing, which serves as posts, bearers, braces, ties, and runners, a base supporting the posts, and special couplers which serve to connect the uprights and to join the various members.

Tubular welded frame scaffold - A sectional, panel, or frame metal scaffold substantially built up of prefabricated welded sections that consist of posts and horizontal bearer with intermediate members. Panels or frames shall be braced with diagonal or cross braces.

Working Load - Load imposed by men, materials, and equipment.

Key Responsibilities

Managers and Supervisors

- Responsible for ensuring that scaffolds are erected by a qualified person, that set up inspections are performed, and all daily inspections are performed before work starts for the day.
- Responsible for ensuring that all employees, and/or contractors have been trained in the use and inspection methods for scaffolds.
- Responsible for ensuring that all employees and contractors are aware that if an inspection discovers a defect, the scaffold cannot be used until repairs are made.

Employees


- Responsible for following this program by inspecting the scaffolds daily and report any damages or repairs that may be needed to their supervisor.

Procedure

General Requirements

Scaffolds shall be furnished and erected in accordance with applicable standards for persons engaged in work that cannot be done safely from the ground or from solid construction. Except that ladders used for such work shall conform to ladder safety standards.

Scaffolds shall only be erected by a qualified third party, who is competent to certify the scaffolding safe to use.

	Southern Hear Exchanger Services Safety Program	Section:	10
		Initial Issue Date	3/11/09
SCAFFOLD SAFETY PROGRAM		Revision Date:	Initial Version
		Revision No.	0
		Page:	Page 3 of 6

The footing or anchorage for scaffolds shall be sound, rigid, and capable of carrying the maximum intended load without settling or displacement. Unstable objects such as barrels, boxes, loose boards shall not be used to support scaffolds or planks.

Scaffolds and their components shall be capable of supporting without failure at least four times the maximum intended loads. Scaffold components must meet OSHA requirements 29 CFR 1910.28 and 29 CFR 1926.451.

Wood scaffold planks must be cross-supported every 8 feet. Scaffold deck boards shall be cleated, wired or nailed into place.

All working levels of scaffolds will be floored completely except where internal ladders require space for ladder openings.

Scaffolds and other devices mentioned or described in this program shall be maintained in safe condition. Scaffolds shall not be altered or moved horizontally while they are occupied.

Any scaffold damaged or weakened from any cause shall be immediately repaired and shall not be used until repairs have been completed.

Scaffolds shall not be loaded in excess of the working loads for which they are intended.

Bolts used in the construction of scaffolds shall be of adequate size and in sufficient numbers at each connection to develop the designed strength of the scaffold.

All platforms shall be overlapped (minimum 12 inches) and secured from any movement.

An access ladder or equivalent safe access shall be provided.

Scaffold planks shall extend over their end supports not less than 6 inches or more than 18 inches.

The poles, legs, or uprights of scaffolds shall be plumb, and securely and rigidly braced to prevent swaying and displacement.


Materials being hoisted onto a scaffold shall have a tag line.

Overhead protection shall be provided for workers on a scaffold exposed to overhead hazards.

Toe boards and guardrails shall be installed if a scaffold or platform is erected to a height of 6 feet or more. Scaffolds shall be provided with a screen between the toe board and the guardrail, extending along the entire opening, consisting of No. 18 gauge wire one-half inch mesh or the equivalent, where workers are required to work or pass under the scaffolds.

Work shall not be performed on a scaffold during storms or high winds.

Work shall not be performed on scaffolds that are covered with snow or ice, unless all snow and ice has been removed and all planking has been sanded to prevent slipping.

	Southern Hear Exchanger Services Safety Program	Section:	10
		Initial Issue Date	3/11/09
SCAFFOLD SAFETY PROGRAM		Revision Date:	Initial Version
		Revision No.	0
		Page:	Page 4 of 6

Tools, material, and debris shall not be allowed to accumulate in quantities to cause a hazard.

Inspections

Scaffolding shall be inspected, by a qualified person, in conjunction with the manufactures required recommendations. The Competent Person must insure scaffolds are safe prior to and during scaffold use.

- At a minimum, the following shall be inspected after erection, before the start of the day or beginning of a shift change:
 - Ground or surface footing shall be inspected to ensure that there is no settling.
 - All main supports and cross braces shall be inspected for any signs of damage, missing pins, bolts and any locks and/or safety keepers.
 - All walking surfaces and/or planks shall be inspected for damage and proper placements and any possible movement.
 - All walkways and planks must be secure to prevent any movement.
- Inspection shall be made to ensure that the scaffold is stable and any movement is prevented.
- If during the inspection, a defect or damage to the scaffold is discovered, the scaffold shall be tagged out and use prohibited until needed repairs are made.

Signs and Tags

Signs and tags shall be visible at all times when work is being performed, and shall be removed or covered promptly when the hazards no longer exist.

Defective equipment shall be tagged out by using a weather resistant tag secured to the scaffolding structure on all four sides.


Danger signs shall be used only where an immediate hazard exists. Danger signs must be posted around the immediate area of the scaffold, to alert other workers of possible danger from falling objects from the scaffold.

Caution Signs and/or barricade tape shall be used to mark off a larger area around scaffolding warning other workers to use caution.

Modifications

Modification and repairs shall be performed by a qualified person, who is competent to certify the scaffolding safe to use.

Employees shall not perform any modifications or repairs, unless they have been trained and certified, failure to comply may result in disciplinary action and or termination.

	Southern Hear Exchanger Services Safety Program	Section:	10
		Initial Issue Date	3/11/09
SCAFFOLD SAFETY PROGRAM		Revision Date:	Initial Version
		Revision No.	0
		Page:	Page 5 of 6

Training Requirements

The supervisor shall have each employee who performs work while on a scaffold trained by a person qualified in the subject matter to recognize the hazards associated with the type of scaffold being used and to understand the procedures to control or minimize those hazards. The training shall include the following areas, as applicable:

- The nature of any electrical hazards, fall hazards and falling object hazards in the work area.
- The proper use of the scaffold, and the proper handling of materials on the scaffold.
- The correct procedures for dealing with electrical hazards and for erecting, maintaining, and disassembling the fall protection systems and falling object protection systems being used.
- The maximum intended load and the load-carrying capacities of the scaffolds used.

The supervisor shall have each employee who is involved in erecting, disassembling, moving, operating, repairing, maintaining, or inspecting a scaffold trained by a competent person to recognize any hazards associated with the work in question.

- The training shall include the following topics, as applicable:
- The nature of scaffold hazards.
- The correct procedures for erecting, disassembling, moving, operating, repairing, inspecting, and maintaining the type of scaffold in use.
- The design criteria, maximum intended load-carrying capacity and intended use of the scaffold.

When the employer has reason to believe that an employee lacks the skill or understanding needed for safe work involving the erection, use or dismantling of scaffolds, the employer shall retrain each employee so that the requisite proficiency is regained.

- Retraining is required in at least the following situations:
- Where changes in scaffolding at the worksite present a hazard about which an employee has not been previously trained.
- Where changes in the types of scaffolds, fall protection, falling object protection, or other equipment present a hazard about which an employee has not been previously trained.
- Where inadequacies in an affected employee's work involving scaffolds indicate that the employee has not retained the requisite proficiency.



Southern Hear Exchanger Services Safety Program

Section: 10

Initial Issue Date: 3/11/09

Revision Date: Initial Version

Revision No. 0

Page: Page 6 of 6

SCAFFOLD SAFETY PROGRAM

Tube And Coupler Scaffolds - Light Duty

Uniformly distributed load	Not to exceed 25 p.s.f.	
Post Spacing (longitudinal)	10 ft. 0 in.	
Post Spacing (transverse)	6 ft. 0 in.	
Working Levels	Additional Planked Levels	Maximum Height
1	8	125 ft.
2	4	125 ft.
3	0	91 ft. 0 in.

Tube And Coupler Scaffolds - Medium Duty

Uniformly distributed load	Not to exceed 50 p.s.f	
Post spacing (longitudinal)	8 ft. 0 in.	
Post spacing (transverse)	6 ft. 0 in.	
Working Levels	Additional Planked Levels	Maximum Height
1	6	125 ft.
2	0	78 ft. 0 in.